

COVER SHEET

3 9 2 4 3
S.E.C. Registration Number

IMPERIAL RESOURCES
INCORPORATED

(Company's Full Name)

82-J 4TH STREET,
MARIANA NEW MANILA
QUEZON CITY, METRO MANILA

(Business Address: No. Street City / Town Province)

JESUS VICENTE B. CAPELLAN

7 2 1 - 6 9 9 4
Company Telephone Number

SEC FORM 17-C

1 2

3 1

Photocopies of List of Top 100 Stockholders and Public Ownership Report as of March 31, 2018, respectively filed with Philippine Stock Exchange

0 7

1 3

Month Day
Fiscal Year

Form Type

Month Day
Annual Meeting

N/A

Secondary License Type, If Applicable

M S R D

Dept. Requiring this Doc.

N/A

Amended Articles Number/Section

N/A

Total No. of Stockholders

Total Amount of Borrowings

N/A

Domestic

N/A

Foreign

To be accomplished by SEC Personnel concerned

File Number

LCU


Document I.D.

Cashier

Remarks = pls. Use black ink for scanning purposes

SECURITIES AND EXCHANGE COMMISSION

SEC FORM 17-C



**CURRENT REPORT UNDER SECTION 17
OF THE SECURITIES REGULATION CODE
AND SRC RULE 17.2(c) THEREUNDER**

1. April 12, 2018
Date of Report (Date of earliest event reported)
2. SEC Identification Number: 39243 3. BIR Tax Identification Code: 000-463-670-000
4. IMPERIAL RESOURCES, INCORPORATED
Exact name of issuer as specified in its charter
5. Metro, Manila, Philippines 6. (SEC Use Only)
Province, country or other jurisdiction of incorporation Industry Classification Code:
7. Address of principal office: Unit 202 Villa Building, No. 78 Jupiter Street, Bel-Air Makati City Postal Code: 1200
8. (632) 831-4719/721-6994
Issuer's telephone number, including area code
9. Not Applicable
Former name or former address, if changed since last report:
10. Securities registered pursuant to Section 8 and 12 of the SRC or Sections 4 and 8 of the RSA.

Number of Common Shares Outstanding

652,500,000 – Six Hundred Fifty-Two Million Five Hundred Thousand
Common Shares

(Continued on next page)

SEC FORM 17-C

Re: Photocopies of List of Top 100 Stockholders
and Public Ownership Report as of March 31,
2018, respectively
Imperial Resources, Incorporated
April 12, 2018

Page - 2 -

11. Indicate the item numbers reported herein:

OTHER EVENTS:

We are attaching herewith photocopies of the List of Top 100 Stockholders and Public Ownership Report as of March 31, 2018, respectively, of Imperial Resources, Incorporated which were submitted to Philippine Stock Exchange.

The principles governing good Corporate Governance shall be adopted as stated in the manual and circular of the Securities and Exchange Commission.

The foregoing matters form part of our disclosure of what may be considered as material information which may affect the value and trading of securities of Imperial Resources, Incorporated.

SIGNATURE

Pursuant to the requirements of the Revised Securities Act, the registrant has duly caused this report to be signed on its behalf, by the undersigned hereunto duly authorized.

IMPERIAL RESOURCES, INCORPORATED
Issuer

By:

JESUS VICENTE B. CAPELLAN
Corporate Secretary



IMPERIAL RESOURCES, INCORPORATED
LIST OF TOP 100 STOCKHOLDERS
AS OF MARCH 31, 2018

RANK	NAME	CTZN	TOTAL SHARES	PERCENTAGE (%)
1	LAPERAL, SR., OLIVERIO G.	FILIPINO	546,233,670	83.7140
2	PCD NOMINEE CORP	FILIPINO / OTHERS	33,171,565	5.0838
3	LMI HOLDINGS CORPORATION	FILIPINO	21,905,000	3.3571
4	MARINO OLONDRIZ Y CIA	FILIPINO	2,411,095	0.3695
5	LAPERAL, DESIDERIO L.	FILIPINO	1,670,000	0.2559
6	LAPERAL, ALEXANDRA L.	FILIPINO	1,660,000	0.2544
7	GANOTISI, FILOMENO	FILIPINO	1,630,000	0.2498
8	LAPERAL, ROSAMARIA	FILIPINO	1,626,500	0.2493
9	CONCEPCION, REGINA L.	FILIPINO	1,580,000	0.2421
	LAPERAL, JR., OLIVERIO	FILIPINO	1,580,000	0.2421
	LAPERAL, VICTORINA L.	FILIPINO	1,580,000	0.2421
10	LTC REAL ESTATE CORPORATION	FILIPINO	1,047,375	0.1605
11	BENJAMIN CO CA & CO., INC.	FILIPINO	1,009,755	0.1548
12	CHIONG & CO., INC.	FILIPINO	976,100	0.1496
13	INVESTORS SECURITIES, INC.	FILIPINO	948,750	0.1454
14	E. SANTAMARIA & CO., INC.	SPANISH	812,275	0.1245
15	ANSELMO TRINIDAD & CO., INC.	FILIPINO	797,875	0.1223
16	ANSALDO, GODINEZ & CO., INC.	FILIPINO	699,850	0.1073
17	PHILSEC INVESTMENT CORPORATION	FILIPINO	662,275	0.1015
18	DACILLO, NENITA C.	FILIPINO	638,000	0.0978
19	KUI, JOHN	FILIPINO	605,620	0.0928
20	AQUINO, ANTONIO & VELMONTE SEC.	FILIPINO	573,250	0.0879
21	TIONG SECURITIES, INC.	FILIPINO	557,650	0.0855
22	FEDERATION SECURITIES CORP	FILIPINO	484,175	0.0742
23	L. RECIO & CO., INC.	FILIPINO	450,700	0.0691
24	DAVID GO SECURITIES CORP	FILIPINO	383,700	0.0588
25	R. H. MACHADO & CO., INC.	FILIPINO	381,900	0.0585
26	SISON, CARLOS M.	FILIPINO	381,195	0.0584
27	LAPERAL, EMMA L.	FILIPINO	377,690	0.0579
28	BRIDGESTONE SECURITIES CORP.	FILIPINO	372,650	0.0571
29	LTC DEVELOPMENT CORPORATION	FILIPINO	361,300	0.0554
30	TEODORO, SOLEDAD	FILIPINO	351,930	0.0539
31	R. S. LIM & CO., INC.	FILIPINO	322,100	0.0494
32	PACIFICA, INC.	FILIPINO	300,000	0.0460
	ZAMORA, RONALDO	FILIPINO	300,000	0.0460
33	SIGUION REYNA, LEONARDO	FILIPINO	285,000	0.0437
34	F. C. HAGEDORN & CO., INC.	FILIPINO	277,375	0.0425
35	KEY SECURITIES, INC.	FILIPINO	266,800	0.0409
36	BARCELON, ROXAS SEC., INC.	FILIPINO	253,000	0.0388
37	CMS STOCK BROKERAGE, INC.	FILIPINO	251,325	0.0385
38	JAKA INVESTMENTS CORPORATION	FILIPINO	250,000	0.0383
39	ISLAND SECURITIES, INC.	FILIPINO	248,300	0.0381
40	APOLLO SECURITIES, INC.	FILIPINO	244,500	0.0375
41	RCBC T/A #72-203	FILIPINO	241,000	0.0369
42	IMPERIAL, DE GUZMAN, DEE	FILIPINO	236,405	0.0362
43	R & L INVESTMENTS, INC.	FILIPINO	228,500	0.0350
44	ONG, BONIFACIO L.	FILIPINO	218,000	0.0334
45	R. C. LEE SECURITIES, INC.	FILIPINO	210,200	0.0322
46	MANOTOC SECURITIES, INC.	FILIPINO	205,750	0.0315
47	ACSAY, VICENTE R.	FILIPINO	205,000	0.0314
48	JAMES UY, INC.	FILIPINO	203,625	0.0312
49	CATHAY SECURITIES CO., INC.	FILIPINO	202,000	0.0310
50	LIPPINCOTT, ROSA	FILIPINO	200,000	0.0307

IMPERIAL RESOURCES, INCORPORATED
LIST OF TOP 100 STOCKHOLDERS
AS OF MARCH 31, 2018

RANK	NAME	CTZN	TOTAL SHARES	PERCENTAGE (%)
	VILLANUEVA, VILMA B.	FILIPINO	200,000	0 0307
	ESTAYO, PRANCRASIO	FILIPINO	200,000	0 0307
	TEODORO, PEDRO E.	FILIPINO	200,000	0 0307
51	MARIANO YU & CO., INC.	FILIPINO	197,950	0 0303
52	R. COYUTO SECURITIES, INC.	FILIPINO	197,550	0 0303
53	UY-TIOCO & CO., INC.	FILIPINO	196,750	0 0302
54	A. F. GONZALEZ & CO., INC.	FILIPINO	194,750	0 0298
55	REGINA CAPITAL DEVT. CORP. 000626	FILIPINO	193,000	0 0296
56	ACCOUNT NO. 777	FILIPINO	192,500	0 0295
57	VICENTE GOQUIOLAY & CO., INC.	FILIPINO	186,450	0 0286
58	ALBERT G. SEE & CO., INC.	FILIPINO	181,350	0 0278
59	DUCAT, VENTURA O.	FILIPINO	180,000	0 0276
60	PASCUAL, HORACIO M.	FILIPINO	175,000	0 0268
61	CARAG, ANTONIO	FILIPINO	170,000	0 0261
62	LIBERTY EXPORT-IMPORT CORPORATION	FILIPINO	165,000	0 0253
63	ASPERILLA, JR., CIRILO F.	FILIPINO	162,500	0 0249
64	TIMBRE, CELINIA Q.	FILIPINO	160,000	0 0245
	CAPELLAN, JESUS VICENTE B.	FILIPINO	160,000	0 0245
65	ONG SECURITIES CORPORATION	FILIPINO	153,000	0 0234
66	SIY, RAMON	FILIPINO	150,000	0 0230
67	B. L. TAN SECURITIES, INC.	FILIPINO	146,000	0 0224
68	MANOTOC, ROSENBERG, BONOAN	FILIPINO	143,600	0 0220
69	LEJANO, RODOLFO	FILIPINO	140,000	0 0215
70	NORTHWEST INVESTORS, INC.	FILIPINO	140,000	0 0207
71	J. M. BARCELON & CO., INC.	FILIPINO	135,000	0 0203
72	GIMENEZ STOCK BROKERAGE	FILIPINO	132,350	0 0203
73	E. SANTAMARIA & CO., INC.	FILIPINO	130,075	0 0199
	YU & CO., INC.	FILIPINO	127,900	0 0196
74	DY HONGPO, CARLOS	FILIPINO	127,900	0 0196
75	A. R. GARCIA & CO., INC.	FILIPINO	124,750	0 0191
76	JOSEPH CHUA & CO., INC.	FILIPINO	124,100	0 0190
77	CONCEPCION, REGINA &/OR OLIVERIO &/OR	FILIPINO	123,500	0 0189
	DESIDERIO	FILIPINO	120,000	0 0184
	LAPERAL, ALEXANDRA &/OR OLIVERIO &/OR	FILIPINO	120,000	0 0184
	DESIDERIO	FILIPINO	120,000	0 0184
	LAPERAL, ROSAMARIA &/OR OLIVERIO &/OR	FILIPINO	120,000	0 0184
	DESIDERIO	FILIPINO	120,000	0 0184
78	LIRAG, MANALAC, SARANGAYA	FILIPINO	116,275	0 0178
79	S. J. ROXAS & CO., INC.	FILIPINO	115,950	0 0178
80	AMON SECURITIES CORPORATION	FILIPINO	113,150	0 0173
81	ANGANGCO, LOPE	FILIPINO	112,500	0 0172
	GUINTO, CATALINO P.	FILIPINO	112,500	0 0172
82	PRIME SECURITIES CORPORATION	FILIPINO	111,750	0 0171
83	CANIZA, ANTONIO P.	FILIPINO	110,000	0 0169
	DE VENECIA, JR., JOSE C.	FILIPINO	110,000	0 0169
84	YAPTINCHAY SECURITIES CORP	FILIPINO	109,200	0 0167
85	DEES SECURITIES CORPORATION	FILIPINO	105,650	0 0162
86	CRUZ, JOSE GABRIEL	FILIPINO	103,335	0 0158
87	SORIENTE, CANDIDO &/OR MARIA ROSALES	FILIPINO	102,000	0 0156
	S.	FILIPINO	101,100	0 0155
88	H. E. BENNETT SECURITIES, INC.	FILIPINO	101,100	0 0155
89	CABARRUS-LIM SECURITIES, INC.	FILIPINO	100,300	0 0154
	UNITED SECURITIES CORPORATION	FILIPINO	100,300	0 0154
90	AQUINO, ALEXANDRA L.	FILIPINO	100,000	0 0153

IMPERIAL RESOURCES, INCORPORATED
LIST OF TOP 100 STOCKHOLDERS
AS OF MARCH 31, 2018

RANK	NAME	CTZN	TOTAL SHARES	PERCENTAGE (%)
	TANTOCO, JR., BIENVENIDO R.	FILIPINO	100,000	0 0153
	KORRULA, THOMAS	FILIPINO	100,000	0 0153
	PADUA, JR., JOSE R.	FILIPINO	100,000	0 0153
91	J. D. CALDERON SEC., INC.	FILIPINO	99,400	0 0152
92	BALTAZAR, JOSELITO	FILIPINO	96,155	0 0147
93	G. D. TAN & CO., INC.	FILIPINO	95,700	0 0147
94	DE VENECIA, SALVACION	FILIPINO	95,000	0 0146
95	SOLID STOCKBROKERS, INC.	FILIPINO	90,800	0 0139
96	I. ACKERMAN & CO., INC.	FILIPINO	90,700	0 0139
97	SECURITIES SPECIALISTS, INC.	FILIPINO	85,560	0 0131
98	WOLFF & CO., INC.	FILIPINO	83,075	0 0127
99	CU UNJIENG SECURITIES, INC.	FILIPINO	82,550	0 0127
100	BRIDGESTONE SECURITIES CORP.	BRITISH	80,000	0 0123

*** End of Report ***

OUTSTANDING BALANCES FOR A SPECIFIC COMPANY
Company Code - IMP000000000

Business Date: March 28, 2018

EPNAME	HOLDINGS
	70,000
UPCC SECURITIES CORP.	1,625,000
A & A SECURITIES, INC.	852,290
ABACUS SECURITIES CORPORATION	982,316
PHILSTOCKS FINANCIAL INC	8,500
A. T. DE CASTRO SECURITIES CORP.	20,000
ALL ASIA SECURITIES MANAGEMENT CORP.	153,100
ALPHA SECURITIES CORP.	11,000
BA SECURITIES, INC.	195,800
AP SECURITIES INCORPORATED	655,920
ANSALDO, GODINEZ & CO., INC.	265,950
AB CAPITAL SECURITIES, INC.	919,700
SB EQUITIES, INC.	70,400
ASIA PACIFIC CAPITAL EQUITIES & SECURITIES CORP.	6,685
ASIASEC EQUITIES, INC.	330,850
BELSON SECURITIES, INC.	25,800
BENJAMIN CO CA & CO., INC.	25,000
B. H. CHUA SECURITIES CORPORATION	51,000
JAKA SECURITIES CORP.	1,261,528
BPI SECURITIES CORPORATION	57,050
CAMPOS, LANUZA & COMPANY, INC.	120,000
SINCERE SECURITIES CORPORATION	375,420
BDO NOMURA SECURITIES INC	227,800
CITISECURITIES, INC.	60,100
TRITON SECURITIES CORP.	50
PHILEO ALLIED SECURITIES (PHILIPPINES), INC.	44,400
IGC SECURITIES INC.	43,000
DAVID GO SECURITIES CORP.	320,300
DIVERSIFIED SECURITIES, INC.	117,500
E. CHUA CHIACO SECURITIES, INC.	43,450
EQUITABLE SECURITIES (PHILS.) INC.	194,000
EASTERN SECURITIES DEVELOPMENT CORPORATION	60,020
EQUITIWORLD SECURITIES, INC.	399,000
EVERGREEN STOCK BROKERAGE & SEC., INC.	7,000
FIRST ORIENT SECURITIES, INC.	5,000
FIRST INTEGRATED CAPITAL SECURITIES, INC.	17,600
F. YAP SECURITIES, INC.	30,600
GLOBALINKS SECURITIES & STOCKS, INC.	7,000
JSG SECURITIES, INC.	3,117,500
GOLDSTAR SECURITIES, INC.	100,000
GUILD SECURITIES, INC.	614,150
HDI SECURITIES, INC.	64,900
H. E. BENNETT SECURITIES, INC.	2,500
HK SECURITIES, INC.	94,500
I. ACKERMAN & CO., INC.	139,300
I. B. GIMENEZ SECURITIES, INC.	324,150
INVESTORS SECURITIES, INC.	836,800
IMPERIAL, DE GUZMAN, ABALOS & CO., INC.	47,000
INTRA-INVEST SECURITIES, INC.	3,060
ASIAN CAPITAL EQUITIES, INC.	100,000
J.M. BARCELON & CO., INC.	6,500
STRATEGIC EQUITIES CORP.	336,900
LARRGO SECURITIES CO., INC.	22,500
LOPEZ, LOCSIN, LEDESMA & CO., INC.	251,000
LUCKY SECURITIES, INC.	654,500
LUYS SECURITIES COMPANY, INC.	51,000
MANDARIN SECURITIES CORPORATION	4,680,185
COL Financial Group, Inc.	93,610
DA MARKET SECURITIES, INC.	14,900
MERCANTILE SECURITIES CORP.	

BPNAME	HOLDINGS
	31,000
MERIDIAN SECURITIES, INC.	288,000
MDR SECURITIES, INC.	90,250
MOUNT PEAK SECURITIES, INC.	102,000
NEW WORLD SECURITIES CO., INC.	2,000
NIEVES SECURITIES, INC.	149,450
OPTIMUM SECURITIES CORPORATION	17,750
RCBC SECURITIES, INC.	22,250
PAN ASIA SECURITIES CORP.	150,410
PAPA SECURITIES CORPORATION	378,350
MAYBANK ATR KIM ENG SECURITIES, INC.	7,000
PLATINUM SECURITIES, INC.	8,100
PNB SECURITIES, INC.	159,000
PREMIUM SECURITIES, INC.	5,515
PRYCE SECURITIES, INC.	112,500
SALISBURY BKT SECURITIES CORPORATION	538,300
QUALITY INVESTMENTS & SECURITIES CORPORATION	42,270
R & L INVESTMENTS, INC.	1,000
ALAKOR SECURITIES CORPORATION	813,500
R. COYIUTO SECURITIES, INC.	306,850
REGINA CAPITAL DEVELOPMENT CORPORATION	4,000
R. NUBLA SECURITIES, INC.	79,000
AAA SOUTHEAST EQUITIES, INCORPORATED	346,000
R. S. LIM & CO., INC.	35,250
RTG & COMPANY, INC.	27,000
S.J. ROXAS & CO., INC.	44,120
SECURITIES SPECIALISTS, INC.	215,000
FIDELITY SECURITIES, INC.	45,850
SUMMIT SECURITIES, INC.	111,100
STANDARD SECURITIES CORPORATION	24,000
TANSENGCO & CO., INC.	205,500
THE FIRST RESOURCES MANAGEMENT & SECURITIES CORP.	450,950
TOWER SECURITIES, INC.	41,000
TRANS-ASIA SECURITIES, INC.	29,000
APEX PHILIPPINES EQUITIES CORPORATION	29,500
TRENDLINE SECURITIES CORPORATION	50,000
TRI-STATE SECURITIES, INC.	18,550
UCPB SECURITIES, INC.	37,200
VENTURE SECURITIES, INC.	1,414,656
FIRST METRO SECURITIES BROKERAGE CORP.	972,500
WEALTH SECURITIES, INC.	729,500
WESTLINK GLOBAL EQUITIES, INC.	83,100
BERNAD SECURITIES, INC.	320,725
YAO & ZIALCITA, INC.	1,692,400
YU & COMPANY, INC.	410,000
BDO SECURITIES CORPORATION	322,500
PCCI SECURITIES BROKERS CORP.	193,500
EAGLE EQUITIES, INC.	52,000
GOLDEN TOWER SECURITIES & HOLDINGS, INC.	400,000
SOLAR SECURITIES, INC.	30,065
G.D. TAN & COMPANY, INC.	5,000
DW CAPITAL INC.	241,995
UNICAPITAL SECURITIES INC.	2,500
ARMSTRONG SECURITIES, INC.	65,000
KING'S POWER SECURITIES, INC.	2,500
TIMSON SECURITIES, INC.	25
PCD NOMINEE CORP.	
TOTAL	33,171,565

If no written notice of any error or correction is received by PDTC within five (5) calendar days from receipt hereof, you shall be deemed to have accepted the accuracy and completeness of the details indicated in this report.

IMPERIAL RESOURCES, INC.
Computation of Public Ownership as of March 31, 2018

		Number of Shares		Total
		A	B	
Number of Issued Shares		652,500,000	0	652,500,000
Number of Outstanding Shares		652,500,000	0	652,500,000
	% to total I/O Shares	A	B	Total
Directors				
Victorio M. Amante				15,000
Direct	0.0023%	15,000		
Indirect				
Oliverio L. Laperal, Jr.				1,580,000
Direct	0.2421%	1,580,000		
Indirect				
Desiderio L. Laperal				1,670,000
Direct	0.2559%	1,670,000		
Indirect				
Vilma B. Villanueva				200,000
Direct	0.0307%	200,000		
Indirect				
Atty. Jesus Vicente B. Capellan				160,000
Direct	0.0245%	160,000		
Indirect				
Anthony Nelson G. Mendoza				10,000
Direct	0.0015%	10,000		
Indirect				
Genelita G. Manandic				1,000
Direct	0.0002%	1,000		
Indirect				
Sub-total	0.5572%	3,636,000	0	3,636,000
Officers				
Victorio M. Amante				0
Direct	0.0000%	0	0	
Indirect				
Desiderio L. Laperal				0
Direct	0.0000%	0	0	
Indirect				
Oliverio L. Laperal, Jr.				0
Direct	0.0000%	0	0	
Indirect				
Vilma B. Villanueva				0
Direct	0.0000%	0	0	
Indirect				
Jesus Vicente B. Capellan				0
Direct	0.0000%	0	0	
Indirect				
Sub-total	0.0000%	0	0	0


Principal Stockholders/Substantial			
Oliverio G. Laperal		546,233,670	0
Direct	83.7140%	318,400	0
Indirect	0.0488%		
Sub-total	83.7628%	546,552,070	0
TOTAL	84.3200%	550,188,070	0
Total Number of Shares Owned by the Public		102,311,930	0


PUBLIC OWNERSHIP PERCENTAGE
Total Number of Shares Owned by the Public
Total Issued and Outstanding Shares

102,311,930 shares 15.6800%
652,500,000 shares

Number of Issued Shares	=	652,500,000
Number of Outstanding Shares	=	652,500,000
Number of Treasury Shares	=	none
Number of Listed Shares	=	100,000,000
Number of Foreign Owned Shares	=	1,595,376
Foreign Ownership Level (%)	=	0.245%
Foreign Ownership Limit (%)	=	40%

Note: Please observe the same cut-off date.

Prepared by: 
Edelyn S. Jimeno

Noted by: 
Jenny C. Serafica