




107102019002510



# SECURITIES AND EXCHANGE COMMISSION

SEC Building, EDSA, Greenhills, Mandaluyong City, Metro Manila, Philippines  
Tel: (632) 726-0931 to 39 Fax: (632) 725-5293 Email: mis@sec.gov.ph

### Barcode Page

The following document has been received:

Receiving Officer/Encoder : Mark Anthony R. Osen  
Receiving Branch : SEC Head Office  
Receipt Date and Time : July 10, 2019 11:26:21 AM  
Received From : Head Office

### Company Representative

---

Doc Source

### Company Information

---

SEC Registration No. 0000039243  
Company Name IMPERIAL RESOURCES INC.  
Industry Classification Coal Mining  
Company Type Stock Corporation

### Document Information

---

Document ID 107102019002510  
Document Type 17-C (FORM 11-C:CURRENT DISCL/RPT)  
Document Code 17-C  
Period Covered July 08, 2019  
No. of Days Late 0  
Department CFD  
Remarks



SECURITIES AND EXCHANGE COMMISSION

SEC FORM 17-C

**CURRENT REPORT UNDER SECTION 17  
OF THE SECURITIES REGULATION CODE  
AND SRC RULE 17.2(c) THEREUNDER**

1. **July 08, 2019**

-----  
Date of Report (Date of earliest event reported)

2. SEC Identification Number: **39243** 3. BIR Tax Identification Code: **000-463-670-000**

4. **IMPERIAL RESOURCES INCORPORATED**

-----  
Exact name of issuer as specified in its charter

5. **Metro, Manila, Philippines** 6.  (SEC Use Only)  
Province, country or other jurisdiction of incorporation Industry Classification Code:

7. Address of principal office: **Unit 202 Villa Building, No. 78 Jupiter Street, Bel-Air  
Makati City** Postal Code: **1200**

8. **(632) 831-4719/721-6994**

-----  
Issuer's telephone number, including area code

9. **Not Applicable**

-----  
Former name or former address, if changed since last report:

10. Securities registered pursuant to Section 8 and 12 of the SRC or Sections 4 and 8  
of the RSA.

Number of Common Shares Outstanding

652,500,000 – Six Hundred Fifty-Two Million Five Hundred Thousand  
Common Shares

(Continued on next page)

SEC FORM 17-C

Re: Photocopy of Computation of Public Ownership  
and List of Top 100 Stockholders as of June 30, 2019,  
respectively

Imperial Resources Incorporated

July 08, 2019

Page - 2 -

11. Indicate the item numbers reported herein:

OTHER EVENTS:

We are attaching herewith photocopies of Computation of Public Ownership and List of Top 100 Stockholders as of June 30, 2019, respectively, of Imperial Resources Incorporated which were submitted to Philippine Stock Exchange.

The principles governing good Corporate Governance shall be adopted as stated in the manual and circular of the Securities and Exchange Commission.

The foregoing matters form part of our disclosure of what may be considered as material information which may affect the value and trading of securities of Imperial Resources, Incorporated.

**SIGNATURE**

Pursuant to the requirements of the Revised Securities Act, the registrant has duly caused this report to be signed on its behalf, by the undersigned hereunto duly authorized.

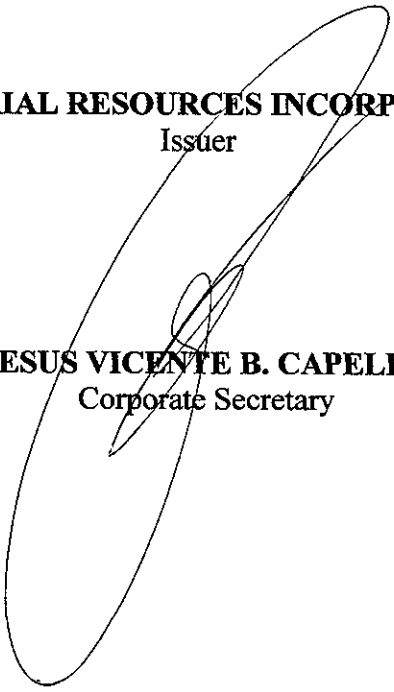
**IMPERIAL RESOURCES INCORPORATED**

Issuer

By:

**JESUS VICENTE B. CAPELLAN**

Corporate Secretary



**IMPERIAL RESOURCES, INC.**  
**Computation of Public Ownership as of June 30, 2019**

		Number of Shares		Total
		A	B	
<b>Number of Issued Shares</b>		652,500,000	0	652,500,000
<b>Number of Outstanding Shares</b>		652,500,000	0	652,500,000
	<b>% to total I/O Shares</b>	<b>A</b>	<b>B</b>	<b>Total</b>
<b>Directors</b>				
<b>Atty. Horacio M. Pascual</b>				
	Direct	0.0268%	175,000	175,000
	Indirect			
<b>Oliverio L. Laperal, Jr.</b>				
	Direct	0.2421%	1,580,000	1,580,000
	Indirect			
<b>Desiderio L. Laperal</b>				
	Direct	0.2559%	1,670,000	1,670,000
	Indirect			
<b>Vilma B. Villanueva</b>				
	Direct	0.0307%	200,000	200,000
	Indirect			
<b>Atty. Jesus Vicente B. Capellan</b>				
	Direct	0.0245%	160,000	160,000
	Indirect			
<b>Anthony Nelson G. Mendoza</b>				
	Direct	0.0015%	10,000	10,000
	Indirect			
<b>Genelita G. Manandic</b>				
	Direct	0.0002%	1,000	1,000
	Indirect			
	<b>Sub-total</b>	<b>0.5818%</b>	<b>3,796,000</b>	<b>0</b>
<b>Officers</b>				
<b>Atty. Horacio M. Pascual</b>				
	Direct	0.0000%	0	0
	Indirect			
<b>Desiderio L. Laperal</b>				
	Direct	0.0000%	0	0
	Indirect			
<b>Oliverio L. Laperal, Jr.</b>				
	Direct	0.0000%	0	0
	Indirect			
<b>Vilma B. Villanueva</b>				
	Direct	0.0000%	0	0
	Indirect			
<b>Jesus Vicente B. Capellan</b>				
	Direct	0.0000%	0	0
	Indirect			
	<b>Sub-total</b>	<b>0.0000%</b>	<b>0</b>	<b>0</b>


<b>Principal Stockholders/Substantial</b>				
<b>Oliverlo G. Laperal</b>				
Direct	83.7140%	546,233,670	0	546,233,670
Indirect	0.0488%	318,400	0	318,400
<b>Sub-total</b>	<b>83.7628%</b>	<b>546,552,070</b>	<b>0</b>	<b>546,552,070</b>
<b>TOTAL</b>	<b>84.3445%</b>	<b>550,348,070</b>	<b>0</b>	<b>550,348,070</b>
<b>Total Number of Shares Owned by the Public</b>		<b>102,151,930</b>	<b>0</b>	<b>102,151,930</b>


<u>PUBLIC OWNERSHIP PERCENTAGE</u>	
<u>Total Number of Shares Owned by the Public</u>	
<u>Total Issued and Outstanding Shares</u>	
<u>102,151,930</u> shares	<u>15.6555%</u>
652,500,000 shares	

Number of issued Shares	=	652,500,000
Number of Outstanding Shares	=	652,500,000
Number of Treasury Shares	=	none
Number of Listed Shares	=	100,000,000
Number of Foreign Owned Shares	=	1,722,276
Foreign Ownership Level (%)	=	0.264%
Foreign Ownership Limit (%)	=	40%

Note: Please observe the same cut-off date.

Prepared by:   
 \_\_\_\_\_  
 Edelyn S. Jimeno

Noted by:   
 \_\_\_\_\_  
 Jenny C. Serafica

**IMPERIAL RESOURCES, INCORPORATE**  
**LIST OF TOP 100 STOCKHOLDERS**  
**AS OF JUNE 30, 2019**

<b>RANK</b>	<b>NAME</b>	<b>TOTAL SHARES</b>	<b>PERCENTAGE (%)</b>
		546,233,670	83.7140
1	LAPERAL, SR., OLIVERIO G.	33,228,565	5.0925
2	PCD NOMINEE CORP	21,905,000	3.3571
3	LMI HOLDINGS CORPORATION	2,411,095	0.3695
4	MARINO OLONDRIZ Y CIA	1,670,000	0.2559
5	LAPERAL, DESIDERIO L.	1,660,000	0.2544
6	LAPERAL, ALEXANDRA L.	1,630,000	0.2498
7	GANOTISI, FILOMENO	1,626,500	0.2493
8	LAPERAL, ROSAMARIA	1,580,000	0.2421
9	CONCEPCION, REGINA L.	1,580,000	0.2421
	LAPERAL, JR., OLIVERIO	1,580,000	0.2421
	LAPERAL, VICTORINA L.	1,047,375	0.1605
10	LTC REAL ESTATE CORPORATION	1,009,755	0.1548
11	BENJAMIN CO CA & CO., INC.	976,100	0.1496
12	CHIONG & CO., INC.	948,750	0.1454
13	INVESTORS SECURITIES, INC.	812,275	0.1245
14	E. SANTAMARIA & CO., INC.	797,875	0.1223
15	ANSELMO TRINIDAD & CO., INC.	699,850	0.1073
16	ANSALDO, GODINEZ & CO., INC.	662,275	0.1015
17	PHILSEC INVESTMENT CORPORATION	638,000	0.0978
18	DACILLO, NENITA C.	605,620	0.0928
19	KUI, JOHN	573,250	0.0879
20	AQUINO, ANTONIO & VELMONTE SEC.	557,650	0.0855
21	TIONG SECURITIES, INC.	484,175	0.0742
22	FEDERATION SECURITIES CORP	450,700	0.0691
23	L. RECIO & CO., INC.	383,700	0.0588
24	DAVID GO SECURITIES CORP	381,900	0.0585
25	R. H. MACHADO & CO., INC.	381,195	0.0584
26	SISON, CARLOS M.	377,690	0.0579
27	LAPERAL, EMMA L.	372,650	0.0571
28	BRIDGESTONE SECURITIES CORP.	361,300	0.0554
29	LTC DEVELOPMENT CORPORATION	351,930	0.0539
30	TEODORO, SOLEDAD	322,100	0.0494
31	R. S. LIM & CO., INC.	300,000	0.0460
32	PACIFICA, INC.	300,000	0.0460
	ZAMORA, RONALDO	285,000	0.0437
33	SIGUION REYNA, LEONARDO	277,375	0.0425
34	F. C. HAGEDORN & CO., INC.	266,800	0.0409
35	KEY SECURITIES, INC.	253,000	0.0388
36	BARCELON, ROXAS SEC., INC.	251,325	0.0385
37	CMS STOCK BROKERAGE, INC.	250,000	0.0383
38	JAKA INVESTMENTS CORPORATION	248,300	0.0381
39	ISLAND SECURITIES, INC.	244,500	0.0375
40	APOLLO SECURITIES, INC.	241,000	0.0369
41	RCBC T/A #72-203	236,405	0.0362
42	IMPERIAL, DE GUZMAN, DEE	228,500	0.0350
43	R & L INVESTMENTS, INC.	218,000	0.0334
44	ONG, BONIFACIO L.		

**IMPERIAL RESOURCES, INCORPORATE**  
**LIST OF TOP 100 STOCKHOLDERS**  
**AS OF JUNE 30, 2019**

<b>RANK</b>	<b>NAME</b>	<b>TOTAL SHARES</b>	<b>PERCENTAGE (%)</b>
		210,200	0.0322
45	R. C. LEE SECURITIES, INC.	205,750	0.0315
46	MANOTOC SECURITIES, INC.	205,000	0.0314
47	ACSAY, VICENTE R.	203,625	0.0312
48	JAMES UY, INC.	202,000	0.0310
49	CATHAY SECURITIES CO., INC.	200,000	0.0307
50	LIPPINCOTT, ROSA	200,000	0.0307
	VILLANUEVA, VILMA B.	200,000	0.0307
	ESTAYO, PRANCRASIO	200,000	0.0307
	TEODORO, PEDRO E.	197,950	0.0303
51	MARIANO YU & CO., INC.	197,550	0.0303
52	R. COYIUTO SECURITIES, INC.	196,750	0.0302
53	UY-TIOCO & CO., INC.	194,750	0.0298
54	A. F. GONZALEZ & CO., INC.	193,000	0.0296
55	REGINA CAPITAL DEVT. CORP. 000626	192,500	0.0295
56	ACCOUNT NO. 777	186,450	0.0286
57	VICENTE GOQUIOLAY & CO., INC.	181,350	0.0278
58	ALBERT G. SEE & CO., INC.	180,000	0.0276
59	DUCAT, VENTURA O.	175,000	0.0268
60	PASCUAL, HORACIO M.	170,000	0.0261
61	CARAG, ANTONIO	165,000	0.0253
62	LIBERTY EXPORT-IMPORT CORPORATION	162,500	0.0249
63	ASPERILLA, JR., CIRILO F.	160,000	0.0245
64	TIMBRE, CELINIA Q.	160,000	0.0245
	CAPELLAN, JESUS VICENTE B.	160,000	0.0245
65	ONG SECURITIES CORPORATION	153,000	0.0234
66	SIY, RAMON	150,000	0.0230
67	B. L. TAN SECURITIES, INC.	146,000	0.0224
68	MANOTOC, ROSENBERG, BONOAN	143,600	0.0220
69	LEJANO, RODOLFO	140,000	0.0215
70	NORTHWEST INVESTORS, INC.	135,000	0.0207
71	J. M. BARCELON & CO., INC.	132,350	0.0203
72	GIMENEZ STOCK BROKERAGE	130,075	0.0199
73	E. SANTAMARIA & CO., INC.	127,900	0.0196
	YU & CO., INC.	127,900	0.0196
74	DY HONGPO, CARLOS	124,750	0.0191
75	A. R. GARCIA & CO., INC.	124,100	0.0190
76	JOSEPH CHUA & CO., INC.	123,500	0.0189
77	CONCEPCION, REGINA &/OR OLIVERIO &/OR	120,000	0.0184
	DESIDERIO		
	LAPERAL, ALEXANDRA &/OR OLIVERIO &/OR	120,000	0.0184
	DESIDERIO		
	LAPERAL, ROSAMARIA &/OR OLIVERIO &/OR	120,000	0.0184
	DESIDERIO		
78	LIRAG, MANALAC, SARANGAYA	116,275	0.0178
79	S. J. ROXAS & CO., INC.	115,950	0.0178
80	AMON SECURITIES CORPORATION	113,150	0.0173
81	ANGANGCO, LOPE	112,500	0.0172



**IMPERIAL RESOURCES, INCORPORATE**  
**LIST OF TOP 100 STOCKHOLDERS**  
**AS OF JUNE 30, 2019**

<b>RANK</b>	<b>NAME</b>	<b>TOTAL SHARES</b>	<b>PERCENTAGE (%)</b>
		112,500	0.0172
	GUINTO, CATALINO P.	111,750	0.0171
82	PRIME SECURITIES CORPORATION	110,000	0.0169
83	CANIZA, ANTONIO P.	110,000	0.0169
	DE VENECIA, JR., JOSE C.	109,200	0.0167
84	YAPTINCHAY SECURITIES CORP	105,650	0.0162
85	DEES SECURITIES CORPORATION	103,335	0.0158
	CRUZ, JOSE GABRIEL	102,000	0.0156
86	SORIENTE, CANDIDO &/OR MARIA ROSALES	102,000	0.0156
	S.	101,100	0.0155
87	H. E. BENNETT SECURITIES, INC.	100,300	0.0154
88	CABARRUS-LIM SECURITIES, INC.	100,300	0.0154
89	UNITED SECURITIES CORPORATION	100,300	0.0154
90	AQUINO, ALEXANDRA L.	100,000	0.0153
	TANTOCO, JR., BIENVENIDO R.	100,000	0.0153
	KORRULA, THOMAS	100,000	0.0153
	PADUA, JR., JOSE R.	100,000	0.0153
91	J. D. CALDERON SEC., INC.	99,400	0.0152
92	BALTAZAR, JOSELITO	96,155	0.0147
93	G. D. TAN & CO., INC.	95,700	0.0147
94	DE VENECIA, SALVACION	95,000	0.0146
95	SOLID STOCKBROKERS, INC.	90,800	0.0139
96	I. ACKERMAN & CO., INC.	90,700	0.0139
97	SECURITIES SPECIALISTS, INC.	85,560	0.0131
98	WOLFF & CO., INC.	83,075	0.0127
99	CU UNJIENG SECURITIES, INC.	82,550	0.0127
100	BRIDGESTONE SECURITIES CORP.	80,000	0.0123

\*\*\* End of Report \*\*\*

**OUTSTANDING BALANCES FOR A SPECIFIC COMPANY**  
Company Code - IMP000000000

Business Date: June 28, 2019

BRNAME	HOLDINGS
	70,000
UPCC SECURITIES CORP.	1,625,000
A & A SECURITIES, INC.	769,290
ABACUS SECURITIES CORPORATION	946,902
PHILSTOCKS FINANCIAL INC	8,500
A. T. DE CASTRO SECURITIES CORP.	20,000
ALL ASIA SECURITIES MANAGEMENT CORP.	378,100
ALPHA SECURITIES CORP.	5,000
BA SECURITIES, INC.	162,300
AP SECURITIES INCORPORATED	675,912
ANSALDO, GODINEZ & CO., INC.	266,850
AB CAPITAL SECURITIES, INC.	329,700
SB EQUITIES, INC.	70,400
ASIA PACIFIC CAPITAL EQUITIES & SECURITIES CORP.	6,685
ASIASEC EQUITIES, INC.	60,000
CHINA BANK SECURITIES CORPORATION	395,850
BELSON SECURITIES, INC.	33,800
BENJAMIN CO CA & CO., INC.	51,000
JAKA SECURITIES CORP.	1,368,554
BPI SECURITIES CORPORATION	57,050
CAMPOS, LANUZA & COMPANY, INC.	120,000
SINCERE SECURITIES CORPORATION	186,220
BDO NOMURA SECURITIES INC	527,800
CITISECURITIES, INC.	60,100
TRITON SECURITIES CORP.	50
PHILEO ALLIED SECURITIES (PHILIPPINES), INC.	44,400
IGC SECURITIES INC.	43,000
DAVID GO SECURITIES CORP.	310,300
DIVERSIFIED SECURITIES, INC.	112,500
E. CHUA CHIACO SECURITIES, INC.	43,450
EQUITABLE SECURITIES (PHILS.) INC.	95,000
EASTERN SECURITIES DEVELOPMENT CORPORATION	58,020
EQUITWORLD SECURITIES, INC.	399,000
EVERGREEN STOCK BROKERAGE & SEC., INC.	27,000
FIRST ORIENT SECURITIES, INC.	5,000
FIRST INTEGRATED CAPITAL SECURITIES, INC.	152,100
F. YAP SECURITIES, INC.	30,600
GLOBALINKS SECURITIES & STOCKS, INC.	7,000
JSG SECURITIES, INC.	2,130,500
GOLDSTAR SECURITIES, INC.	1,407,150
HDI SECURITIES, INC.	64,900
H. E. BENNETT SECURITIES, INC.	2,500
HK SECURITIES, INC.	94,500
I. ACKERMAN & CO., INC.	129,300
I. B. GIMENEZ SECURITIES, INC.	371,150
INVESTORS SECURITIES, INC.	836,800
IMPERIAL DE GUZMAN, ABALOS & CO., INC.	52,500
INTRA-INVEST SECURITIES, INC.	3,060
ASIAN CAPITAL EQUITIES, INC.	100,000
J.M. BARCELON & CO., INC.	500
STRATEGIC EQUITIES CORP.	386,900
LARRGO SECURITIES CO., INC.	22,500
LOPEZ, LOCSIN, LEDESMA & CO., INC.	251,000
LUCKY SECURITIES, INC.	654,500
LUYS SECURITIES COMPANY, INC.	51,000
MANDARIN SECURITIES CORPORATION	3,886,475
COL Financial Group, Inc.	93,610
DA MARKET SECURITIES, INC.	

BP NAME	HOLDINGS
	29,900
MERCANTILE SECURITIES CORP.	31,000
MERIDIAN SECURITIES, INC.	288,000
MDR SECURITIES, INC.	90,250
MOUNT PEAK SECURITIES, INC.	102,000
NEW WORLD SECURITIES CO., INC.	2,000
NIEVES SECURITIES, INC.	149,450
OPTIMUM SECURITIES CORPORATION	20,750
RCBC SECURITIES, INC.	22,250
PAN ASIA SECURITIES CORP.	157,410
PAPA SECURITIES CORPORATION	1,307,350
MAYBANK ATR KIM ENG SECURITIES, INC.	7,000
PLATINUM SECURITIES, INC.	8,100
PNB SECURITIES, INC.	159,000
PREMIUM SECURITIES, INC.	5,515
PRYCE SECURITIES, INC.	112,500
SALISBURY BKT SECURITIES CORPORATION	538,300
QUALITY INVESTMENTS & SECURITIES CORPORATION	37,270
R & L INVESTMENTS, INC.	1,000
ALAKOR SECURITIES CORPORATION	776,500
R. COYIUTO SECURITIES, INC.	298,350
REGINA CAPITAL DEVELOPMENT CORPORATION	4,000
R. NUBLA SECURITIES, INC.	179,000
AAA SOUTHEAST EQUITIES, INCORPORATED	191,000
R. S. LIM & CO., INC.	5,250
RTG & COMPANY, INC.	27,000
S.J. ROXAS & CO., INC.	44,120
SECURITIES SPECIALISTS, INC.	145,000
FIDELITY SECURITIES, INC.	50,850
SUMMIT SECURITIES, INC.	111,100
STANDARD SECURITIES CORPORATION	24,000
TANSENGCO & CO., INC.	203,500
THE FIRST RESOURCES MANAGEMENT & SECURITIES CORP.	750,950
TOWER SECURITIES, INC.	41,000
TRANS-ASIA SECURITIES, INC.	29,000
APEX PHILIPPINES EQUITIES CORPORATION	29,500
TRENDLINE SECURITIES CORPORATION	50,000
TRI-STATE SECURITIES, INC.	18,550
UCPB SECURITIES, INC.	282,200
VENTURE SECURITIES, INC.	1,451,057
FIRST METRO SECURITIES BROKERAGE CORP.	972,500
WEALTH SECURITIES, INC.	719,500
WESTLINK GLOBAL EQUITIES, INC.	93,100
BERNAD SECURITIES, INC.	20,000
WONG SECURITIES CORPORATION	320,725
YAO & ZIALCITA, INC.	1,692,400
YU & COMPANY, INC.	450,000
BDO SECURITIES CORPORATION	283,500
EAGLE EQUITIES, INC.	52,000
GOLDEN TOWER SECURITIES & HOLDINGS, INC.	425,000
SOLAR SECURITIES, INC.	30,065
G.D. TAN & COMPANY, INC.	254,500
LUNICAPITAL SECURITIES INC.	2,500
ARMSTRONG SECURITIES, INC.	65,000
KING'S POWER SECURITIES, INC.	5,500
TIMSON SECURITIES, INC.	25
PCD NOMINEE	33,228,565
TOTAL	

If no written notice of any error or correction is received by PDTCC within five (5) calendar days from receipt hereof, you shall be deemed to have accepted the accuracy and completeness of the details indicated in this report.