


SECURITIES AND EXCHANGE COMMISSION

SEC FORM 17-C

CURRENT REPORT UNDER SECTION 17
OF THE SECURITIES REGULATION CODE
AND SRC RULE 17.2(c) THEREUNDER



1. January 8, 2021

Date of Report (Date of earliest event reported)

2. SEC Identification Number: 39243 3. BIR Tax Identification Code: 000-463-670-000

4. IMPERIAL RESOURCES INCORPORATED

Exact name of issuer as specified in its charter

5. Metro, Manila, Philippines 6. (SEC Use Only)
Province, country or other jurisdiction of incorporation Industry Classification Code:

7. Address of principal office: Unit 202 Villa Building, No. 78 Jupiter Street, Bel-Air
Makati City Postal Code: 1200

8. (632) 831-4719/721-6994

Issuer's telephone number, including area code

9. Not Applicable

Former name or former address, if changed since last report:

10. Securities registered pursuant to Section 8 and 12 of the SRC or Sections 4 and 8 of the RSA.

Number of Common Shares Outstanding

652,500,000 – Six Hundred Fifty-Two Million Five Hundred Thousand
Common Shares

(Continued on next page)

SEC FORM 17-C

Re: Photocopy of Computation of Public Ownership
and List of Top 100 Stockholders Report as of
December 31, 2020, respectively
Imperial Resources Incorporated
January 8, 2021

Page - 2 -

11. Indicate the item numbers reported herein:

OTHER EVENTS:

We are attaching herewith photocopies of Computation of Public Ownership and List of Top 100 Stockholders as of December 31, 2020, respectively, of Imperial Resources Incorporated which were submitted to Philippine Stock Exchange.

The principles governing good Corporate Governance shall be adopted as stated in the manual and circular of the Securities and Exchange Commission.

The foregoing matters form part of our disclosure of what may be considered as material information which may affect the value and trading of securities of Imperial Resources, Incorporated.

SIGNATURE

Pursuant to the requirements of the Revised Securities Act, the registrant has duly caused this report to be signed on its behalf, by the undersigned hereunto duly authorized.

IMPERIAL RESOURCES INCORPORATED

Issuer

By:

JESUS VICENTE B. CAPELLAN

Corporate Secretary




IMPERIAL RESOURCES, INC.
Computation of Public Ownership as of December 31, 2020


	Number of Shares	
	Common	Total
Number of Issued Shares	652,500,000	652,500,000
Number of Outstanding Shares	652,500,000	652,500,000
	% to total I/O Shares	
Directors	Common	Total
Atty. Horacio M. Pascual		
Direct	175,000	175,000
Indirect		
0.0268%		
Oliverio L. Laperal, Jr.		
Direct	1,580,000	1,580,000
Indirect		
0.2421%		
Desiderio L. Laperal		
Direct	1,670,000	1,670,000
Indirect		
0.2559%		
Vilma B. Villanueva		
Direct	200,000	200,000
Indirect		
0.0307%		
Atty. Jesus Vicente B. Capellan		
Direct	160,000	160,000
Indirect		
0.0245%		
Anthony Neison G. Mendoza		
Direct	10,000	10,000
Indirect		
0.0015%		
Genelita G. Manandic		
Direct	1,000	1,000
Indirect		
0.0002%		
Sub-total	3,796,000	3,796,000
Officers		
Atty. Horacio M. Pascual		
Direct	0	0
Indirect		
0.0000%		
Desiderio L. Laperal		
Direct	0	0
Indirect		
0.0000%		
Oliverio L. Laperal, Jr.		
Direct	0	0
Indirect		
0.0000%		
Vilma B. Villanueva		
Direct	0	0
Indirect		
0.0000%		
Jesus Vicente B. Capellan		
Direct	0	0
Indirect		
0.0000%		
Sub-total	0	0

Principal Stockholders/Substantial			
Oliverio G. Laperal			
Direct	83.7140%	546,233,670	546,233,670
Indirect	0.0488%	318,400	318,400
<i>Sub-total</i>	83.7628%	546,552,070	546,552,070
TOTAL	84.3445%	550,348,070	550,348,070
Total Number of Shares Owned by the Public		102,151,930	102,151,930

<u>PUBLIC OWNERSHIP PERCENTAGE</u>	
<u>Total Number of Shares Owned by the Public</u>	
<u>Total Issued and Outstanding Shares</u>	
<u>102,151,930</u> shares	<u>15.6555%</u>
652,500,000 shares	
Number of Issued Shares	= 652,500,000
Number of Outstanding Shares	= 652,500,000
Number of Treasury Shares	=
Number of Listed Shares	= 100,000,000
Number of Foreign Owned Shares	= 1,993,276
Foreign Ownership Level (%)	= 0.305%
Foreign Ownership Limit (%)	= 40%
Note: Please observe the same cut-off date.	

Prepared by: 

 Edelyn S. Jimeno

Noted by: 

 Jenny C. Serafica

IMPERIAL RESOURCES, INCORPORATED**LIST OF TOP 100 STOCKHOLDERS**

AS OF DECEMBER 31, 2020

RANK	NAME	TOTAL SHARES	PERCENTAGE (%)
1	LAPERAL, SR., OLIVERIO G.	546,233,670	83.7140
2	PCD NOMINEE CORP	33,228,565	5.0925
3	LMI HOLDINGS CORPORATION	21,905,000	3.3571
4	MARINO OLONDRIZ Y CIA	2,411,095	0.3695
5	LAPERAL, DESIDERIO L.	1,670,000	0.2559
6	LAPERAL, ALEXANDRA L.	1,660,000	0.2544
7	GANOTISI, FILOMENO	1,630,000	0.2498
8	LAPERAL, ROSAMARIA	1,626,500	0.2493
9	CONCEPCION, REGINA L.	1,580,000	0.2421
	LAPERAL, JR., OLIVERIO	1,580,000	0.2421
	LAPERAL, VICTORINA L.	1,580,000	0.2421
10	LTC REAL ESTATE CORPORATION	1,047,375	0.1605
11	BENJAMIN CO CA & CO., INC.	1,009,755	0.1548
12	CHIONG & CO., INC.	976,100	0.1496
13	INVESTORS SECURITIES, INC.	948,750	0.1454
14	E. SANTAMARIA & CO., INC.	812,275	0.1245
15	ANSELMO TRINIDAD & CO., INC.	797,875	0.1223
16	ANSALDO, GODINEZ & CO., INC.	699,850	0.1073
17	PHILSEC INVESTMENT CORPORATION	662,275	0.1015
18	DACILLO, NENITA C.	638,000	0.0978
19	KUI, JOHN	605,620	0.0928
20	AQUINO, ANTONIO & VELMONTE SEC.	573,250	0.0879
21	TIONG SECURITIES, INC.	557,650	0.0855
22	FEDERATION SECURITIES CORP	484,175	0.0742
23	L. RECIO & CO., INC.	450,700	0.0691
24	DAVID GO SECURITIES CORP	383,700	0.0588
25	R. H. MACHADO & CO., INC.	381,900	0.0585
26	SISON, CARLOS M.	381,195	0.0584
27	LAPERAL, EMMA L.	377,690	0.0579
28	BRIDGESTONE SECURITIES CORP.	372,650	0.0571
29	LTC DEVELOPMENT CORPORATION	361,300	0.0554
30	TEODORO, SOLEDAD	351,930	0.0539
31	R. S. LIM & CO., INC.	322,100	0.0494
32	PACIFICA, INC.	300,000	0.0460
	ZAMORA, RONALDO	300,000	0.0460
33	SIGUION REYNA, LEONARDO	285,000	0.0437
34	F. C. HAGEDORN & CO., INC.	277,375	0.0425
35	KEY SECURITIES, INC.	266,800	0.0409
36	BARCELON, ROXAS SEC., INC.	253,000	0.0388
37	CMS STOCK BROKERAGE, INC.	251,325	0.0385
38	JAKA INVESTMENTS CORPORATION	250,000	0.0383
39	ISLAND SECURITIES, INC.	248,300	0.0381
40	APOLLO SECURITIES, INC.	244,500	0.0375
41	RCBC T/A #72-203	241,000	0.0369
42	IMPERIAL, DE GUZMAN, DEE	236,405	0.0362
43	R & L INVESTMENTS, INC.	228,500	0.0350

IMPERIAL RESOURCES, INCORPORATEDLIST OF TOP 100 STOCKHOLDERS
AS OF DECEMBER 31, 2020

RANK	NAME	TOTAL SHARES	PERCENTAGE (%)
44	ONG, BONIFACIO L.	218,000	0.0334
45	R. C. LEE SECURITIES, INC.	210,200	0.0322
46	MANOTOC SECURITIES, INC.	205,750	0.0315
47	ACSAY, VICENTE R.	205,000	0.0314
48	JAMES UY, INC.	203,625	0.0312
49	CATHAY SECURITIES CO., INC.	202,000	0.0310
50	LIPPINCOTT, ROSA	200,000	0.0307
	VILLANUEVA, VILMA B.	200,000	0.0307
	ESTAYO, PRANCRASIO	200,000	0.0307
	TEODORO, PEDRO E.	200,000	0.0307
51	MARIANO YU & CO., INC.	197,950	0.0303
52	R. COYIUTO SECURITIES, INC.	197,550	0.0303
53	UY-TIOCO & CO., INC.	196,750	0.0302
54	A. F. GONZALEZ & CO., INC.	194,750	0.0298
55	REGINA CAPITAL DEVT. CORP. 000626	193,000	0.0296
56	ACCOUNT NO. 777	192,500	0.0295
57	VICENTE GOQUIOLAY & CO., INC.	186,450	0.0286
58	ALBERT G. SEE & CO., INC.	181,350	0.0278
59	DUCAT, VENTURA O.	180,000	0.0276
60	PASCUAL, HORACIO M.	175,000	0.0268
61	CARAG, ANTONIO	170,000	0.0261
62	LIBERTY EXPORT-IMPORT CORPORATION	165,000	0.0253
63	ASPERILLA, JR., CIRILO F.	162,500	0.0249
64	TIMBRE, CELINIA Q.	160,000	0.0245
	CAPELLAN, JESUS VICENTE B.	160,000	0.0245
65	ONG SECURITIES CORPORATION	153,000	0.0234
66	SIY, RAMON	150,000	0.0230
67	B. L. TAN SECURITIES, INC.	146,000	0.0224
68	MANOTOC, ROSENBERG, BONOAN	143,600	0.0220
69	LEJANO, RODOLFO	140,000	0.0215
70	NORTHWEST INVESTORS, INC.	135,000	0.0207
71	J. M. BARCELON & CO., INC.	132,350	0.0203
72	GIMENEZ STOCK BROKERAGE	130,075	0.0199
73	E. SANTAMARIA & CO., INC.	127,900	0.0196
	YU & CO., INC.	127,900	0.0196
74	DY HONGPO, CARLOS	124,750	0.0191
75	A. R. GARCIA & CO., INC.	124,100	0.0190
76	JOSEPH CHUA & CO., INC.	123,500	0.0189
77	CONCEPCION,REGINA &/OR OLIVERIO &/OR DESIDERIO	120,000	0.0184
	LAPERAL, ALEXANDRA &/OR OLIVERIO &/OR DESIDERIO	120,000	0.0184
	LAPERAL, ROSAMARIA &/OR OLIVERIO &/OR DESIDERIO	120,000	0.0184
78	LIRAG, MANALAC, SARANGAYA	116,275	0.0178
79	S. J. ROXAS & CO., INC.	115,950	0.0178
80	AMON SECURITIES CORPORATION	113,150	0.0173
81	ANGANGCO, LOPE	112,500	0.0172

IMPERIAL RESOURCES, INCORPORATED**LIST OF TOP 100 STOCKHOLDERS**

AS OF DECEMBER 31, 2020

RANK	NAME	TOTAL SHARES	PERCENTAGE (%)
	GUINTO, CATALINO P.	112,500	0.0172
82	PRIME SECURITIES CORPORATION	111,750	0.0171
83	CANIZA, ANTONIO P.	110,000	0.0169
	DE VENECIA, JR., JOSE C.	110,000	0.0169
84	YAPTINCHAY SECURITIES CORP	109,200	0.0167
85	DEES SECURITIES CORPORATION	105,650	0.0162
	CRUZ, JOSE GABRIEL	103,335	0.0158
86	SORIENTE, CANDIDO &/OR MARIA ROSALES S.	102,000	0.0156
87	H. E. BENNETT SECURITIES, INC.	101,100	0.0155
88	CABARRUS-LIM SECURITIES, INC.	100,300	0.0154
89	UNITED SECURITIES CORPORATION	100,300	0.0154
90	AQUINO, ALEXANDRA L.	100,000	0.0153
	TANTOCO, JR., BIENVENIDO R.	100,000	0.0153
	KORRULA, THOMAS	100,000	0.0153
	PADUA, JR., JOSE R.	100,000	0.0153
91	J. D. CALDERON SEC., INC.	99,400	0.0152
92	BALTAZAR, JOSELITO	96,155	0.0147
93	G. D. TAN & CO., INC.	95,700	0.0147
94	DE VENECIA, SALVACION	95,000	0.0146
95	SOLID STOCKBROKERS, INC.	90,800	0.0139
96	I. ACKERMAN & CO., INC.	90,700	0.0139
97	SECURITIES SPECIALISTS, INC.	85,560	0.0131
98	WOLFF & CO., INC.	83,075	0.0127
99	CU UNJIENG SECURITIES, INC.	82,550	0.0127
100	BRIDGESTONE SECURITIES CORP.	80,000	0.0123

*** End of Report ***

OUTSTANDING BALANCES FOR A SPECIFIC COMPANY

Company Code - IMP00000000

Business Date: December 31, 2020

BPNAME	HOLDINGS
UPCC SECURITIES CORP.	65,000
A & A SECURITIES, INC.	1,625,000
ABACUS SECURITIES CORPORATION	712,290
PHILSTOCKS FINANCIAL INC	1,106,698
A. T. DE CASTRO SECURITIES CORP.	9,500
ALL ASIA SECURITIES MANAGEMENT CORP.	20,000
ALPHA SECURITIES CORP.	378,100
BA SECURITIES, INC.	5,000
AP SECURITIES INCORPORATED	66,800
ANSALDO, GODINEZ & CO., INC.	665,462
AB CAPITAL SECURITIES, INC.	238,850
SB EQUITIES, INC.	289,700
ASIA PACIFIC CAPITAL EQUITIES & SECURITIES CORP.	70,400
ASIASEC EQUITIES, INC.	6,685
BELSON SECURITIES, INC.	395,850
BENJAMIN CO CA & CO., INC.	33,800
JAKA SECURITIES CORP.	51,000
BPI SECURITIES CORPORATION	1,653,784
CAMPOS, LANUZA & COMPANY, INC.	55,900
SINCERE SECURITIES CORPORATION	120,000
CTS GLOBAL EQUITY GROUP, INC.	625,800
TRITON SECURITIES CORP.	60,100
PHILEO ALLIED SECURITIES (PHILIPPINES), INC.	50
IGC SECURITIES INC.	44,400
DAVID GO SECURITIES CORP.	43,000
DIVERSIFIED SECURITIES, INC.	310,300
E. CHUA CHIACO SECURITIES, INC.	122,500
EQUITABLE SECURITIES (PHILS.) INC.	43,450
EASTERN SECURITIES DEVELOPMENT CORPORATION	97,000
EQUITIWORLD SECURITIES, INC.	58,020
EVERGREEN STOCK BROKERAGE & SEC., INC.	398,000
FIRST ORIENT SECURITIES, INC.	27,000
FIRST INTEGRATED CAPITAL SECURITIES, INC.	5,000
F. YAP SECURITIES, INC.	152,100
GLOBALINKS SECURITIES & STOCKS, INC.	30,600
JSG SECURITIES, INC.	7,000
GOLDSTAR SECURITIES, INC.	1,950,500
HDI SECURITIES, INC.	1,341,150
H. E. BENNETT SECURITIES, INC.	49,900
HK SECURITIES, INC.	2,500
I. ACKERMAN & CO., INC.	94,500
I. B. GIMENEZ SECURITIES, INC.	119,300
INVESTORS SECURITIES, INC.	362,150
IMPERIAL DE GUZMAN, ABALOS & CO., INC.	836,800
INTRA-INVEST SECURITIES, INC.	52,500
ASIAN CAPITAL EQUITIES, INC.	3,060
J.M. BARCELON & CO., INC.	100,000
STRATEGIC EQUITIES CORP.	500
LARRGO SECURITIES CO., INC.	426,900
LOPEZ, LOCSIN, LEDESMA & CO., INC.	22,500
LUCKY SECURITIES, INC.	251,000
LUYS SECURITIES COMPANY, INC.	654,500
MANDARIN SECURITIES CORPORATION	41,000
COL Financial Group, Inc.	3,756,248
DA MARKET SECURITIES, INC.	93,610
MERCANTILE SECURITIES CORP.	114,900
MERIDIAN SECURITIES, INC.	11,000
MDR SECURITIES, INC.	270,000
MOUNT PEAK SECURITIES, INC.	50,250

BPNAME	HOLDINGS
NEW WORLD SECURITIES CO., INC.	102,000
OPTIMUM SECURITIES CORPORATION	149,450
RCBC SECURITIES, INC.	20,750
PAN ASIA SECURITIES CORP.	22,250
PAPA SECURITIES CORPORATION	198,410
MAYBANK ATR KIM ENG SECURITIES, INC.	192,000
PLATINUM SECURITIES, INC.	7,000
PNB SECURITIES, INC.	8,100
PREMIUM SECURITIES, INC.	94,000
PRYCE SECURITIES, INC.	5,515
SALISBURY BKT SECURITIES CORPORATION	112,500
QUALITY INVESTMENTS & SECURITIES CORPORATION	637,600
R & L INVESTMENTS, INC.	37,270
ALAKOR SECURITIES CORPORATION	1,000
R. COYIUTO SECURITIES, INC.	773,500
REGINA CAPITAL DEVELOPMENT CORPORATION	293,350
R. NUBLA SECURITIES, INC.	4,000
AAA SOUTHEAST EQUITIES, INCORPORATED	279,000
R. S. LIM & CO., INC.	51,000
RTG & COMPANY, INC.	5,250
S.J. ROXAS & CO., INC.	27,000
SECURITIES SPECIALISTS, INC.	39,120
FIDELITY SECURITIES, INC.	145,000
SUMMIT SECURITIES, INC.	45,850
STANDARD SECURITIES CORPORATION	111,100
TANSENGCO & CO., INC.	24,000
THE FIRST RESOURCES MANAGEMENT & SECURITIES CORP.	203,500
TOWER SECURITIES, INC.	1,926,950
TRANS-ASIA SECURITIES, INC.	41,000
APEX PHILIPPINES EQUITIES CORPORATION	29,000
TRENDLINE SECURITIES CORPORATION	29,500
UCPB SECURITIES, INC.	23,550
VENTURE SECURITIES, INC.	322,200
FIRST METRO SECURITIES BROKERAGE CORP.	1,450,707
WEALTH SECURITIES, INC.	943,000
WESTLINK GLOBAL EQUITIES, INC.	734,500
BERNAD SECURITIES, INC.	73,100
WONG SECURITIES CORPORATION	20,000
YAO & ZIALCITA, INC.	320,725
YU & COMPANY, INC.	1,686,000
BDO SECURITIES CORPORATION	594,821
EAGLE EQUITIES, INC.	283,500
GOLDEN TOWER SECURITIES & HOLDINGS, INC.	52,000
SOLAR SECURITIES, INC.	425,000
G.D. TAN & COMPANY, INC.	60,065
UNICAPITAL SECURITIES INC.	363,500
ARMSTRONG SECURITIES, INC.	2,500
TIMSON SECURITIES, INC.	58,500
PCD NOMINEE	25
TOTAL	33,228,565

If no written notice of any error or correction is received by PDTC within five (5) calendar days from receipt hereof, you shall be deemed to have accepted the accuracy and completeness of the details indicated in this report.