

COVER SHEET

3 9 2 4 3

S.E.C. Registration Number

I M P E R I A L R E S O U R C E S

 I N C O R P O R A T E D

(Company's Full Name)

8 2 - J 4 T H S T R E E T ,

 B A R A N G A Y M A R I A N A , N E W M A N I L A

 Q U E Z O N C I T Y , M E T R O M A N I L A

(Business Address: No. Street City / Town Province)

JESUS VICENTE B. CAPELLAN

7 2 1 - 6 9 9 4

Company Telephone Number

SEC FORM 17-C

1 2

3 1

Photocopies of Public Ownership Report and Top 100
 Stockholders as of December 31, 2018, respectively
 filed with Philippine Stock Exchange

0 7

1 9

Month Day
Fiscal Year

Form Type

Month Day
Annual Meeting

N/A

Secondary License Type, If Applicable

M S R D

Dept. Requiring this Doc.

N/A

Amended Articles Number/Section

N/A

Total No. of Stockholders

N/A

Domestic

N/A

Foreign

To be accomplished by SEC Personnel concerned

File Number

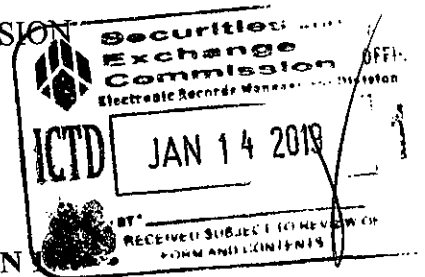
LCU

Document I.D.

Cashier

Remarks = pls. Use black ink for scanning purposes

SECURITIES AND EXCHANGE COMMISSION



SEC FORM 17-C

CURRENT REPORT UNDER SECTION
OF THE SECURITIES REGULATION CODE
AND SRC RULE 17.2(c) THEREUNDER

1. January 14, 2019
Date of Report (Date of earliest event reported)

2. SEC Identification Number: 39243 3. BIR Tax Identification Code: 000-463-670-000

4. IMPERIAL RESOURCES, INCORPORATED
Exact name of issuer as specified in its charter

5. Metro, Manila, Philippines 6. (SEC Use Only)
Province, country or other jurisdiction of Industry Classification Code:

7. Address of principal office: Unit 202 Villa Building, No. 78 Jupiter Street, Bel-Air
Makati City Postal Code: 1200

8. (632) 831-4719/721-6994
Issuer's telephone number, including area code

9. Not Applicable
Former name or former address, if changed since last report:

10. Securities registered pursuant to Section 8 and 12 of the SRC or Sections 4 and 8 of the RSA.

Number of Common Shares Outstanding

652,500,000 – Six Hundred Fifty-Two Million Five Hundred Thousand
Common Shares

(Continued on next page)

SEC FORM 17-C

Re: Photocopies of List of Public Ownership Report
and Top 100 Stockholders as of December 31,
2018, respectively
Imperial Resources, Incorporated
January 14, 2019

Page - 2 -

11. Indicate the item numbers reported herein:

OTHER EVENTS:

We are attaching herewith photocopies of the List of Public Ownership Report and Top 100 Stockholders as of December 31, 2018, respectively, of Imperial Resources, Incorporated which were submitted to Philippine Stock Exchange.

The principles governing good Corporate Governance shall be adopted as stated in the manual and circular of the Securities and Exchange Commission.

The foregoing matters form part of our disclosure of what may be considered as material information which may affect the value and trading of securities of Imperial Resources, Incorporated.

SIGNATURE

Pursuant to the requirements of the Revised Securities Act, the registrant has duly caused this report to be signed on its behalf, by the undersigned hereunto duly authorized.

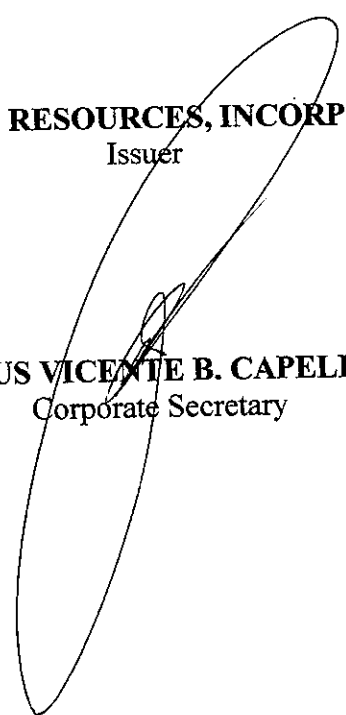
IMPERIAL RESOURCES, INCORPORATED

Issuer

By:

JESUS VICENTE B. CAPELLAN

Corporate Secretary



IMPERIAL RESOURCES, INC.
Computation of Public Ownership as of December 31, 2018


		Number of Shares		Total
		A	B	
Number of Issued Shares		652,500,000	0	652,500,000
Number of Outstanding Shares		652,500,000	0	652,500,000
	% to total I/O Shares	A	B	Total
Directors				
Atty. Horacio M. Pascual				
Direct	0.0268%	175,000		175,000
Indirect				
Oliverio L. Laperal, Jr.				
Direct	0.2421%	1,580,000		1,580,000
Indirect				
Desiderio L. Laperal				
Direct	0.2559%	1,670,000		1,670,000
Indirect				
Vilma B. Villanueva				
Direct	0.0307%	200,000		200,000
Indirect				
Atty. Jesus Vicente B. Capellan				
Direct	0.0245%	160,000		160,000
Indirect				
Anthony Nelson G. Mendoza				
Direct	0.0015%	10,000		10,000
Indirect				
Genelita G. Manandic				
Direct	0.0002%	1,000		1,000
Indirect				
Sub-total	0.5818%	3,796,000	0	3,796,000
Officers				
Atty. Horacio M. Pascual				
Direct	0.0000%	0	0	0
Indirect				
Desiderio L. Laperal				
Direct	0.0000%	0	0	0
Indirect				
Oliverio L. Laperal, Jr.				
Direct	0.0000%	0	0	0
Indirect				
Vilma B. Villanueva				
Direct	0.0000%	0	0	0
Indirect				
Jesus Vicente B. Capellan				
Direct	0.0000%	0	0	0
Indirect				
Sub-total	0.0000%	0	0	0


Principal Stockholders/Substantial				
Oliverio G. Laperal				
Direct	83.7140%	546,233,670	0	546,233,670
Indirect	0.0488%	318,400	0	318,400
Sub-total	83.7628%	546,552,070	0	546,552,070
TOTAL	84.3445%	550,348,070	0	550,348,070
Total Number of Shares Owned by the Public		102,151,930	0	102,151,930

<u>PUBLIC OWNERSHIP PERCENTAGE</u>	
<u>Total Number of Shares Owned by the Public</u>	
<u>Total Issued and Outstanding Shares</u>	
<u>102,151,930 shares</u>	<u>15.6555%</u>
652,500,000 shares	

Number of Issued Shares	=	652,500,000
Number of Outstanding Shares	=	652,500,000
Number of Treasury Shares	=	none
Number of Listed Shares	=	100,000,000
Number of Foreign Owned Shares	=	1,699,276
Foreign Ownership Level (%)	=	0.260%
Foreign Ownership Limit (%)	=	40%

Note: Please observe the same cut-off date.

Prepared by: 
 Edelyn S. Jimeno

Noted by: 
 Jenny C. Serafica

IMPERIAL RESOURCES, INCORPORATED
LIST OF TOP 100 STOCKHOLDERS
AS OF DECEMBER 31, 2018

RANK	NAME	CTZN	TOTAL SHARES	PERCENTAGE (%)
1	LAPERAL, SR., OLIVERIO G.	FILIPINO	546,233,670	83.7140
2	PCD NOMINEE CORP	FILIPINO /	33,223,565	5.0917
3	LMI HOLDINGS CORPORATION	OTHERS	21,905,000	3.3571
4	MARINO OLONDRIZ Y CIA	FILIPINO	2,411,095	0.3695
5	LAPERAL, DESIDERIO L.	FILIPINO	1,670,000	0.2559
6	LAPERAL, ALEXANDRA L.	FILIPINO	1,660,000	0.2544
7	GANOTISI, FILOMENO	FILIPINO	1,630,000	0.2498
8	LAPERAL, ROSAMARIA	FILIPINO	1,626,500	0.2493
9	CONCEPCION, REGINA L.	FILIPINO	1,580,000	0.2421
	LAPERAL, JR., OLIVERIO	FILIPINO	1,580,000	0.2421
	LAPERAL, VICTORINA L.	FILIPINO	1,047,375	0.1605
10	LTC REAL ESTATE CORPORATION	FILIPINO	1,009,755	0.1548
11	BENJAMIN CO CA & CO., INC.	FILIPINO	976,100	0.1496
12	CHIONG & CO., INC.	FILIPINO	948,750	0.1454
13	INVESTORS SECURITIES, INC.	FILIPINO	812,275	0.1245
14	E. SANTAMARIA & CO., INC.	SPANISH	797,875	0.1223
15	ANSELMO TRINIDAD & CO., INC.	FILIPINO	699,850	0.1073
16	ANSALDO, GODINEZ & CO., INC.	FILIPINO	662,275	0.1015
17	PHILSEC INVESTMENT CORPORATION	FILIPINO	638,000	0.0978
18	DACILLO, NENITA C.	FILIPINO	605,620	0.0928
19	KUI, JOHN	FILIPINO	573,250	0.0879
20	AQUINO, ANTONIO & VELMONTE SEC.	FILIPINO	557,650	0.0855
21	TIONG SECURITIES, INC.	FILIPINO	484,175	0.0742
22	FEDERATION SECURITIES CORP	FILIPINO	450,700	0.0691
23	L. RECIO & CO., INC.	FILIPINO	383,700	0.0588
24	DAVID GO SECURITIES CORP	FILIPINO	381,900	0.0585
25	R. H. MACHADO & CO., INC.	FILIPINO	381,195	0.0584
26	SISON, CARLOS M.	FILIPINO	377,690	0.0579
27	LAPERAL, EMMA L.	FILIPINO	372,650	0.0571
28	BRIDGESTONE SECURITIES CORP.	FILIPINO	361,300	0.0554
29	LTC DEVELOPMENT CORPORATION	FILIPINO	351,930	0.0539
30	TEODORO, SOLEDAD	FILIPINO	322,100	0.0494
31	R. S. LIM & CO., INC.	FILIPINO	300,000	0.0460
32	PACIFICA, INC.	FILIPINO	300,000	0.0460
	ZAMORA, RONALDO	FILIPINO	285,000	0.0437
33	SIGUION REYNA, LEONARDO	FILIPINO	277,375	0.0425
34	F. C. HAGEDORN & CO., INC.	FILIPINO	266,800	0.0409
35	KEY SECURITIES, INC.	FILIPINO	253,000	0.0388
36	BARCELON, ROXAS SEC., INC.	FILIPINO	251,325	0.0385
37	CMS STOCK BROKERAGE, INC.	FILIPINO	250,000	0.0383
38	JAKA INVESTMENTS CORPORATION	FILIPINO	248,300	0.0381
39	ISLAND SECURITIES, INC.	FILIPINO	244,500	0.0375
40	APOLLO SECURITIES, INC.	FILIPINO	241,000	0.0369
41	RCBC T/A #72-203	FILIPINO	236,405	0.0362
42	IMPERIAL, DE GUZMAN, DEE	FILIPINO	228,500	0.0350
43	R & L INVESTMENTS, INC.	FILIPINO	218,000	0.0334
44	ONG, BONIFACIO L.	FILIPINO	210,200	0.0322
45	R. C. LEE SECURITIES, INC.	FILIPINO	205,750	0.0315
46	MANOTOC SECURITIES, INC.	FILIPINO	205,000	0.0314
47	ACSAY, VICENTE R.	FILIPINO	203,625	0.0312
48	JAMES UY, INC.	FILIPINO		

IMPERIAL RESOURCES, INCORPORATED
LIST OF TOP 100 STOCKHOLDERS
AS OF DECEMBER 31, 2018

RANK	NAME	CTZN	TOTAL SHARES	PERCENTAGE (%)
			202,000	0.0310
49	CATHAY SECURITIES CO., INC.	FILIPINO	200,000	0.0307
50	LIPPINCOTT, ROSA	FILIPINO	200,000	0.0307
	VILLANUEVA, VILMA B.	FILIPINO	200,000	0.0307
	ESTAYO, PRANCRASIO	FILIPINO	200,000	0.0307
	TEODORO, PEDRO E.	FILIPINO	197,950	0.0303
51	MARIANO YU & CO., INC.	FILIPINO	197,550	0.0303
52	R. COYIUTO SECURITIES, INC.	FILIPINO	196,750	0.0302
53	UY-TIOCO & CO., INC.	FILIPINO	194,750	0.0298
54	A. F. GONZALEZ & CO., INC.	FILIPINO	193,000	0.0296
55	REGINA CAPITAL DEVT. CORP. 000626	FILIPINO	192,500	0.0295
56	ACCOUNT NO. 777	FILIPINO	186,450	0.0286
57	VICENTE GOQUIOLAY & CO., INC.	FILIPINO	181,350	0.0278
58	ALBERT G. SEE & CO., INC.	FILIPINO	180,000	0.0276
59	DUCAT, VENTURA O.	FILIPINO	175,000	0.0268
60	PASCUAL, HORACIO M.	FILIPINO	170,000	0.0261
61	CARAG, ANTONIO	FILIPINO	165,000	0.0253
62	LIBERTY EXPORT-IMPORT CORPORATION	FILIPINO	162,500	0.0249
63	ASPERILLA, JR., CIRILO F.	FILIPINO	160,000	0.0245
64	TIMBRE, CELINIA Q.	FILIPINO	160,000	0.0245
	CAPELLAN, JESUS VICENTE B.	FILIPINO	153,000	0.0234
65	ONG SECURITIES CORPORATION	FILIPINO	150,000	0.0230
66	SIY, RAMON	FILIPINO	146,000	0.0224
67	B. L. TAN SECURITIES, INC.	FILIPINO	143,600	0.0220
68	MANOTOC, ROSENBERG, BONOAN	FILIPINO	140,000	0.0215
69	LEJANO, RODOLFO	FILIPINO	140,000	0.0215
70	NORTHWEST INVESTORS, INC.	FILIPINO	135,000	0.0207
71	J. M. BARCELON & CO., INC.	FILIPINO	132,350	0.0203
72	GIMENEZ STOCK BROKERAGE	FILIPINO	130,075	0.0199
73	E. SANTAMARIA & CO., INC.	FILIPINO	127,900	0.0196
	YU & CO., INC.	FILIPINO	127,900	0.0196
74	DY HONGPO, CARLOS	FILIPINO	124,750	0.0191
75	A. R. GARCIA & CO., INC.	FILIPINO	124,100	0.0190
76	JOSEPH CHUA & CO., INC.	FILIPINO	123,500	0.0189
77	CONCEPCION, REGINA &/OR OLIVERIO &/OR DESIDERIO	FILIPINO	120,000	0.0184
	LAPERAL, ALEXANDRA &/OR OLIVERIO &/OR DESIDERIO	FILIPINO	120,000	0.0184
	LAPERAL, ROSAMARIA &/OR OLIVERIO &/OR DESIDERIO	FILIPINO	120,000	0.0184
78	LIRAG, MANALAC, SARANGAYA	FILIPINO	116,275	0.0178
79	S. J. ROXAS & CO., INC.	FILIPINO	115,950	0.0178
80	AMON SECURITIES CORPORATION	FILIPINO	113,150	0.0173
81	ANGANGCO, LOPE	FILIPINO	112,500	0.0172
	GUINTO, CATALINO P.	FILIPINO	112,500	0.0172
82	PRIME SECURITIES CORPORATION	FILIPINO	111,750	0.0171
83	CANIZA, ANTONIO P.	FILIPINO	110,000	0.0169
	DE VENECIA, JR., JOSE C.	FILIPINO	110,000	0.0169
84	YAPTINGCHAY SECURITIES CORP	FILIPINO	109,200	0.0167
85	DEES SECURITIES CORPORATION	FILIPINO	105,650	0.0162
86	CRUZ, JOSE GABRIEL	FILIPINO	103,335	0.0158
87	SORIENTE, CANDIDO &/OR MARIA ROSALES	FILIPINO	102,000	0.0156
	S.	FILIPINO	101,100	0.0155
88	H. E. BENNETT SECURITIES, INC.	FILIPINO	100,300	0.0154
89	CABARRUS-LIM SECURITIES, INC.	FILIPINO		

OUTSTANDING BALANCES FOR A SPECIFIC COMPANY

Company Code - IMP000000000

Business Date: December 28, 2018

	HOLDINGS
UPCC SECURITIES CORP.	70,000
A & A SECURITIES, INC.	1,625,000
ABACUS SECURITIES CORPORATION	841,290
PHILSTOCKS FINANCIAL INC	987,941
A. T. DE CASTRO SECURITIES CORP.	8,500
ALL ASIA SECURITIES MANAGEMENT CORP.	20,000
ALPHA SECURITIES CORP.	403,100
BA SECURITIES, INC.	11,000
AP SECURITIES INCORPORATED	156,300
ANSALDO, GODINEZ & CO., INC.	675,912
AB CAPITAL SECURITIES, INC.	267,350
SB EQUITIES, INC.	329,700
ASIA PACIFIC CAPITAL EQUITIES & SECURITIES CORP.	70,400
ASIASEC EQUITIES, INC.	6,685
BELSON SECURITIES, INC.	395,850
BENJAMIN CO CA & CO., INC.	33,800
B. H. CHUA SECURITIES CORPORATION	25,000
JAKA SECURITIES CORP.	51,000
BPI SECURITIES CORPORATION	1,207,454
CAMPOS, LANUZA & COMPANY, INC.	57,050
SINCERE SECURITIES CORPORATION	120,000
BDO NOMURA SECURITIES INC	202,220
CITISECURITIES, INC.	227,800
TRITON SECURITIES CORP.	60,100
PHILEO ALLIED SECURITIES (PHILIPPINES), INC.	50
IGC SECURITIES INC.	44,400
DAVID GO SECURITIES CORP.	43,000
DIVERSIFIED SECURITIES, INC.	320,300
E. CHUA CHIACO SECURITIES, INC.	117,500
EQUITABLE SECURITIES (PHILS.) INC.	43,450
EASTERN SECURITIES DEVELOPMENT CORPORATION	95,000
EQUITIWORLD SECURITIES, INC.	60,020
EVERGREEN STOCK BROKERAGE & SEC., INC.	399,000
FIRST ORIENT SECURITIES, INC.	27,000
FIRST INTEGRATED CAPITAL SECURITIES, INC.	5,000
F. YAP SECURITIES, INC.	152,600
GLOBALINKS SECURITIES & STOCKS, INC.	30,600
JSG SECURITIES, INC.	7,000
GOLDSTAR SECURITIES, INC.	2,650,500
HDI SECURITIES, INC.	1,418,150
H. E. BENNETT SECURITIES, INC.	64,900
HK SECURITIES, INC.	2,500
I. ACKERMAN & CO., INC.	94,500
I. B. GIMENEZ SECURITIES, INC.	129,300
INVESTORS SECURITIES, INC.	401,150
IMPERIAL, DE GUZMAN, ABALOS & CO., INC.	836,800
INTRA-INVEST SECURITIES, INC.	42,500
ASIAN CAPITAL EQUITIES, INC.	3,060
J.M. BARCELON & CO., INC.	100,000
STRATEGIC EQUITIES CORP.	6,500
LARRGO SECURITIES CO., INC.	386,900
LOPEZ, LOCSIN, LEDESMA & CO., INC.	22,500
LUCKY SECURITIES, INC.	251,000
LUYS SECURITIES COMPANY, INC.	654,500
MANDARIN SECURITIES CORPORATION	51,000
COL Financial Group, Inc.	4,695,636
DA MARKET SECURITIES, INC.	93,610
MERCANTILE SECURITIES CORP.	19,900
MERIDIAN SECURITIES, INC.	31,000
MDR SECURITIES, INC.	288,000
MOUNT PEAK SECURITIES, INC.	90,250
NEW WORLD SECURITIES CO., INC.	102,000
NIEVES SECURITIES, INC.	2,000
OPTIMUM SECURITIES CORPORATION	149,450
RCBC SECURITIES, INC.	9,750

BRN/NAME	HOLDINGS
	22,250
PAN ASIA SECURITIES CORP.	150,410
PAPA SECURITIES CORPORATION	843,350
MAYBANK ATR KIM ENG SECURITIES, INC.	7,000
PLATINUM SECURITIES, INC.	8,100
PNB SECURITIES, INC.	159,000
PREMIUM SECURITIES, INC.	5,515
PRYCE SECURITIES, INC.	112,500
SALISBURY BKT SECURITIES CORPORATION	538,300
QUALITY INVESTMENTS & SECURITIES CORPORATION	37,270
R & L INVESTMENTS, INC.	1,000
ALAKOR SECURITIES CORPORATION	813,500
R. COYIUTO SECURITIES, INC.	309,350
REGINA CAPITAL DEVELOPMENT CORPORATION	4,000
R. NUBLA SECURITIES, INC.	179,000
AAA SOUTHEAST EQUITIES, INCORPORATED	221,000
R. S. LIM & CO., INC.	35,250
RTG & COMPANY, INC.	27,000
S.J. ROXAS & CO., INC.	44,120
SECURITIES SPECIALISTS, INC.	145,000
FIDELITY SECURITIES, INC.	45,850
SUMMIT SECURITIES, INC.	111,100
STANDARD SECURITIES CORPORATION	24,000
TANSENGCO & CO., INC.	205,500
THE FIRST RESOURCES MANAGEMENT & SECURITIES CORP.	450,950
TOWER SECURITIES, INC.	41,000
TRANS-ASIA SECURITIES, INC.	29,000
APEX PHILIPPINES EQUITIES CORPORATION	29,500
TRENDLINE SECURITIES CORPORATION	50,000
TRI-STATE SECURITIES, INC.	18,550
UCPB SECURITIES, INC.	72,200
VENTURE SECURITIES, INC.	1,302,957
FIRST METRO SECURITIES BROKERAGE CORP.	972,500
WEALTH SECURITIES, INC.	729,500
WESTLINK GLOBAL EQUITIES, INC.	133,100
BERNAD SECURITIES, INC.	20,000
WONG SECURITIES CORPORATION	320,725
YAO & ZIALCITA, INC.	1,692,400
YU & COMPANY, INC.	420,000
BDO SECURITIES CORPORATION	283,500
EAGLE EQUITIES, INC.	52,000
GOLDEN TOWER SECURITIES & HOLDINGS, INC.	400,000
SOLAR SECURITIES, INC.	30,065
G.D. TAN & COMPANY, INC.	257,500
UNICAPITAL SECURITIES INC.	2,500
ARMSTRONG SECURITIES, INC.	65,000
KING'S POWER SECURITIES, INC.	5,500
TIMSON SECURITIES, INC.	25
PDC NOMINEE	33,223,565
TOTAL	

If no written notice of any error or correction is received by PDTC within five (5) calendar days from receipt hereof, you shall be deemed to have accepted the accuracy and completeness of the details indicated in this report.