

COVER SHEET

3 9 2 4 3
S.E.C. Registration Number

IMPERIAL RESOURCES
INCORPORATED

(Company's Full Name)

8 2 - J 4 T H S T R E E T,
B A R A N G A Y M A R I A N A, N E W M A N I L A
Q U E Z O N C I T Y, M E T R O M A N I L A

(Business Address: No. Street City / Town Province)

JESUS VICENTE B. CAPELLAN

7 2 1 - 6 9 9 4
Company Telephone Number

SEC FORM 17-C

1 2

3 1

Photocopies of 1 Board Lot and Foreign Ownership Report as of January 31, 2022, filed with the Philippine Stock Exchange, respectively

0 7

0 8

Month Day
Fiscal Year

Form Type

Month Day
Annual Meeting

N/A

Secondary License Type, If Applicable

I C T D

Dept. Requiring this Doc.

N/A

Amended Articles Number/Section

N/A

Total No. of Stockholders

Total Amount of Borrowings

N/A

Domestic

N/A

Foreign

To be accomplished by SEC Personnel concerned

File Number

LCU

Document I.D.

Cashier

SECURITIES AND EXCHANGE COMMISSION

SEC FORM 17-C

CURRENT REPORT UNDER SECTION 17
OF THE SECURITIES REGULATION CODE
AND SRC RULE 17.2(c) THEREUNDER

1. **February 8, 2022**

Date of Report (Date of earliest event reported)

2. SEC Identification Number: **39243** 3. BIR Tax Identification Code: **000-463-670-000**

4. **IMPERIAL RESOURCES, INCORPORATED**

Exact name of issuer as specified in its charter

5. **Metro, Manila, Philippines** 6. (SEC Use Only)
Province, country or other jurisdiction of Industry Classification Code:

7. Address of principal office: **Unit 202 Villa Building, No. 78 Jupiter Street, Bel-Air**
Makati City Postal Code: **1200**

8. **(632) 831-4719/721-6994**

Issuer's telephone number, including area code

9. **Not Applicable**

Former name or former address, if changed since last report:

10. Securities registered pursuant to Section 8 and 12 of the SRC or Sections 4 and 8
of the RSA.

Number of Common Shares Outstanding

652,500,000 – Six Hundred Fifty-Two Million Five Hundred Thousand
Common Shares

(Continued on next page)

SEC FORM 17-C

Re: Copy of 1Board Lot and Foreign
Ownership Report as of January 31,
2022, respectively
Imperial Resources, Incorporated
February 8, 2022
Page - 2 -

11. Indicate the item numbers reported herein:

OTHER EVENTS:

We are attaching herewith photocopies of the 1Board Lot and Foreign Ownership Report as of January 31, 2022, respectively, of Imperial Resources, Incorporated which were submitted to Philippine Stock Exchange.

The principles governing good Corporate Governance shall be adopted as stated in the manual and circular of the Securities and Exchange Commission.

The foregoing matters form part of our disclosure of what may be considered as material information which may affect the value and trading of securities of Imperial Resources, Incorporated.

SIGNATURE

Pursuant to the requirements of the Revised Securities Act, the registrant has duly caused this report to be signed on its behalf, by the undersigned hereunto duly authorized.

IMPERIAL RESOURCES INCORPORATED

Issuer

By:

JESUS VICENTE B. CAPELLAN
Corporate Secretary





February 2, 2022

IMPERIAL RESOURCES, INC.
82-J 4th Street, New Manila
Quezon City


Attention: Atty. Vicente Jesus B. Capellan
Corporate Secretary

Gentlemen:

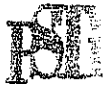
In compliance with PSE Disclosure Rules Section 17.6 requiring monthly reporting on the number of shareholders owning at least one board lot each, we submit to you the following:

Stock Symbol	Last Trading Date	Last Closing Price	No. of Shares per Board Lot	Total No. of Share Owning at Least One Board Lot	Total Number of Stockholders
IMP	January 31, 2022	1.40	1,000	1,407	1,665

Very truly yours,



JENNY C. SERAFICA
President



February 2, 2022

IMPERIAL RESOURCES, INC.
82-J 4th Street, New Manila
Quezon City


Attention: Atty. Vicente Jesus B. Capellan
Corporate Secretary

Gentlemen:

In compliance with PSE Disclosure Rules Section 17.13 requiring monthly reporting on foreign ownership, we submit to you the following.

TYPE OF SECURITIES/ STOCK SYMBOL	TOTAL OUTSTANDING VOTING SHARES	SHARES ALLOWED TO FOREIGNERS	SHARES OWNED BY FOREIGNERS	SHARES OWNED BY FILIPINO	DATE LAST PROCESSED BY PCD
COMMON / IMP	652,500,000	261,000,000	2,003,276	650,496,724	January 31, 2022

	PERCENTAGE (%)	
FILIPINO	-	99.69
NON-FILIPINO	-	0.31
TOTAL	-	100.00

Very truly yours,

JENNY C. SERAFICA
President